

2004
HOUSING COUNTS



MINNEAPOLIS 2004

	Affordable Units with Financing Closed			
	@30% AMI	@50% AMI	@60% AMI	
New Production: Rental				
Clare Apartments	28	2		
Heritage Park (Phase III)/ Near North (Phase III)	38	9	8	
King Field PHA Duplex	2			
Lindquist Apartments	24			
Loring Towers Apartments	22			
Many Rivers West Apartments/Many Rivers West Building	3	9	8	
Midtown Exchange/Sears		62	116	
River Run Apartments/Marshall River Run	16	3	55	
Saint Barnabas/Independent Youth	39	13		
The Boulevard/Boulevard	6	9		
* Walker Southview		49		
New Production: Rental	178	156	187	521
New Production: Homeownership				
Greater Metropolitan Housing Corporation (GMHC)			2	
Habitat for Humanity		14		
Heritage LLC	1	2		
Private Developers		1		
Urban Village (Phase I—Midtown Lofts)			4	
Village in Phillips (Phase I)		8		
New Production: Homeownership	1	25	6	32
Preservation/Stabilization				
* Augustana Chapel View Homes		33		
Holmes Greenway Housing	50			
Homewood—Sheridan and Thomas		15	18	
Incarnation House	15			
Loring Towers Apartments	165		43	
Morrison Village Apartments/Jack Frost Flats Cooperative	21	27	3	
Oakland Square	31			
Phillips Park Initiative Supportive Housing	12			
Restart Inc.	24			
Zinsmaster Apartments		36		
Preservation/Stabilization of Existing Units: Rental	318	111	64	
GRAND TOTAL	497	292	257	1,046
Demolition permits (includes affordable and market rate units)				124

* Senior housing

SAINT PAUL 2004

	Affordable Units with Financing Closed			
	@30% AMI	@50% AMI	@60% AMI	
New Production: Rental				
Ames Green	6	6	33	
*Bridgecreek Senior Housing	16	16	128	
Crestview Apartments Expansion	13			
*Lyon's Court		30	30	
Model Cities (Phase II)	6			
New Production: Rental	41	52	191	284
New Production: Homeownership				
560 State Townhomes		5		
Germain Landing Townhomes (Phase I)		18	4	
Lowry Plaza		1	7	
The Phoenix Residence, Inc.	2			
Printers Row (Phase I)		4		
Travel Lodge Condominiums		48		
Single Family Duplex Summary		3		
Single Family Habitat Summary (other ownership projects also include Habitat units) ..		9		
New Production: Homeownership	2	88	11	101
Preservation/Stabilization				
Wilder Square Coop	47		116	
Wilkins Townhomes	23			
YWCA Supportive Housing—Oxford	12			
Preservation/Stabilization of Existing Units: Rental	82	0	116	198
GRAND TOTAL	125	140	318	583
Demolition permits (includes affordable and market rate units)				61

* Senior housing

SUBURBAN METRO 2004

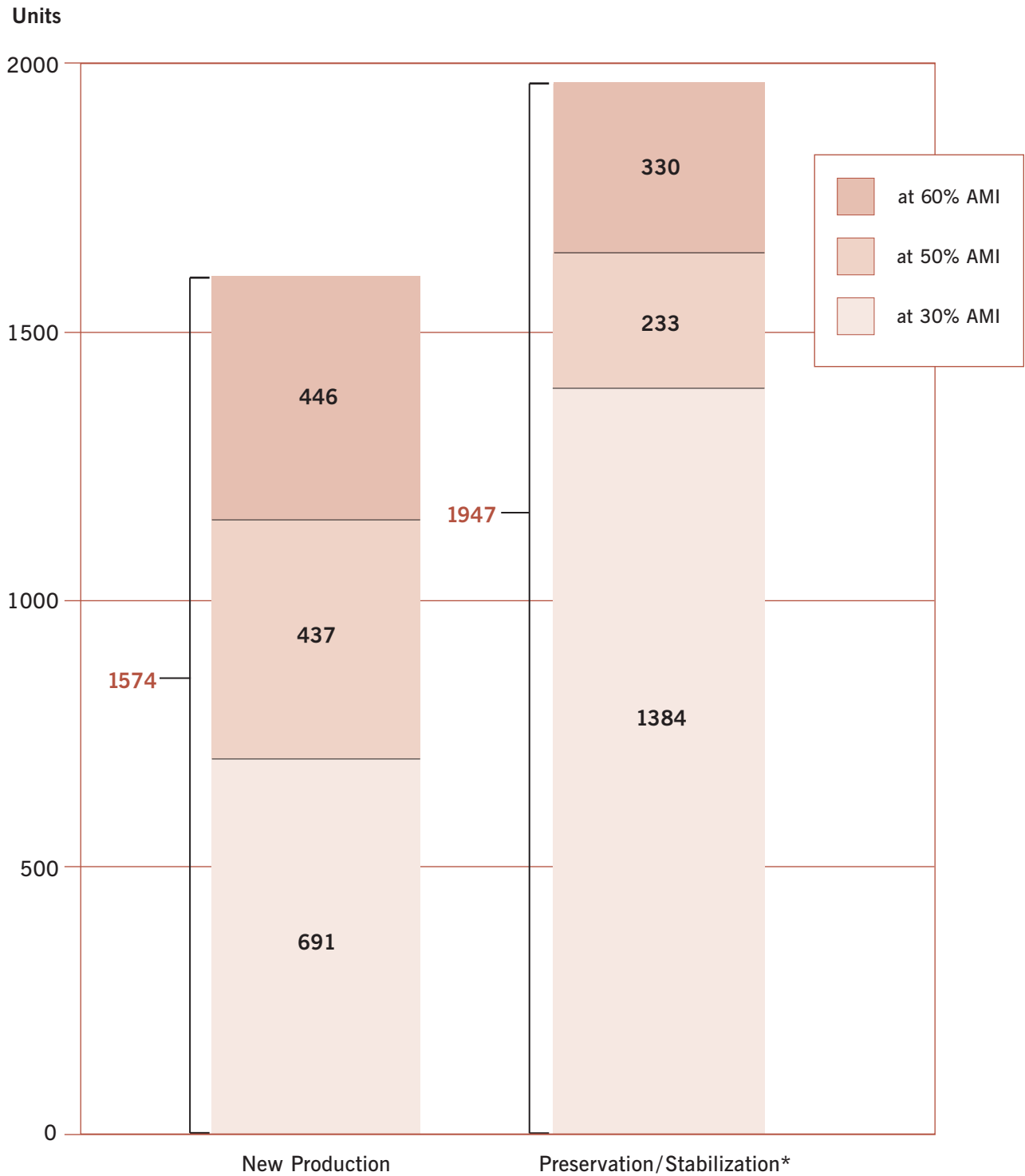
			Affordable Units with Financing Closed			
			@30%	@50%	@60%	
COUNTY	CITY	PROPERTY	AMI	AMI	AMI	
All	All	Family Affordable Housing Program	6			
Dakota	Burnsville	Burnsville Heart of the City Townhomes/ Burnsville HOC Townhomes		25	9	
Dakota	Lakeville	Prairie Crossing Family Townhomes/ fka Lakeville Downtown Family Townhomes		25	15	
Dakota	Lakeville	Iberia Place/Scott-Carver-Dakota	4			
Dakota	South St. Paul	Bryant Place	8			
Dakota	South St. Paul	North Place	6			
Dakota	South St. Paul	South Place	6			
Hennepin	Crystal	Living Works Lodge	12			
Hennepin	Maple Grove	Maple Grove Affordable Housing		2		
Hennepin	New Hope	Boone Avenue Apartments	35			
Ramsey	Falcon Heights	Falcon Heights Town Square Apartments	25		25	
Ramsey	Maplewood	Van Dyke Street Homes			24	
Scott	Prior Lake	Bluff Heights Apartments			49	
New Production: Rental			102	52	122	276
Preservation/Stabilization						
Anoka	St. Francis	Abbey Field Townhomes/Abbey Fields	42			
Dakota	Eagan	View Pointe Apartments		66		
Hennepin	New Hope	Pheasant Park Apartments	92			
Hennepin	Plymouth	Willow Woods Estates		40		
Hennepin	St. Louis Park	Lou Park Apartments	108			
Ramsey	Roseville	Coventry	195			
Preservation/Stabilization of Existing Units: Rental			437	106	0	543
GRAND TOTAL			539	158	122	819
Conversions to market rate						48

Note: No data was provided directly by Anoka, Carver, and Scott Counties. Also, New Production: Homeownership numbers are not listed for the suburbs because there is no central reporting organization, making this number very difficult to track.

Updated July 2008—For most current Housing Counts information, please visit www.housinglink.org.

MINNEAPOLIS 2002–2004

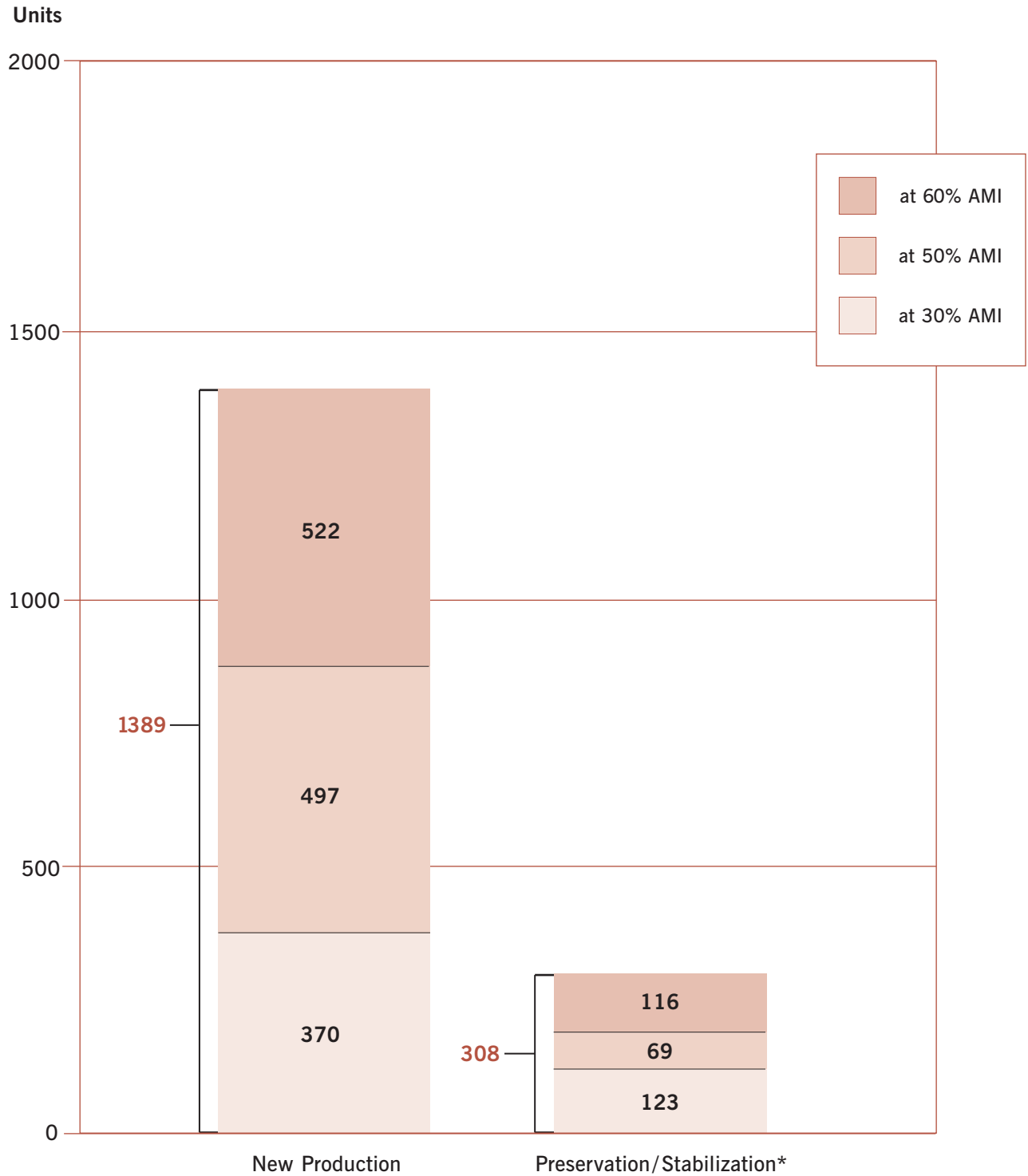
Affordable Units with Financing Closed: 2002–2004



* The need for preservation/stabilization of existing properties varies considerably from year to year. Factors that affect the timing of resources needed for this purpose include the age and condition of properties, the expiration date of use restrictions, etc.

SAINT PAUL 2002–2004

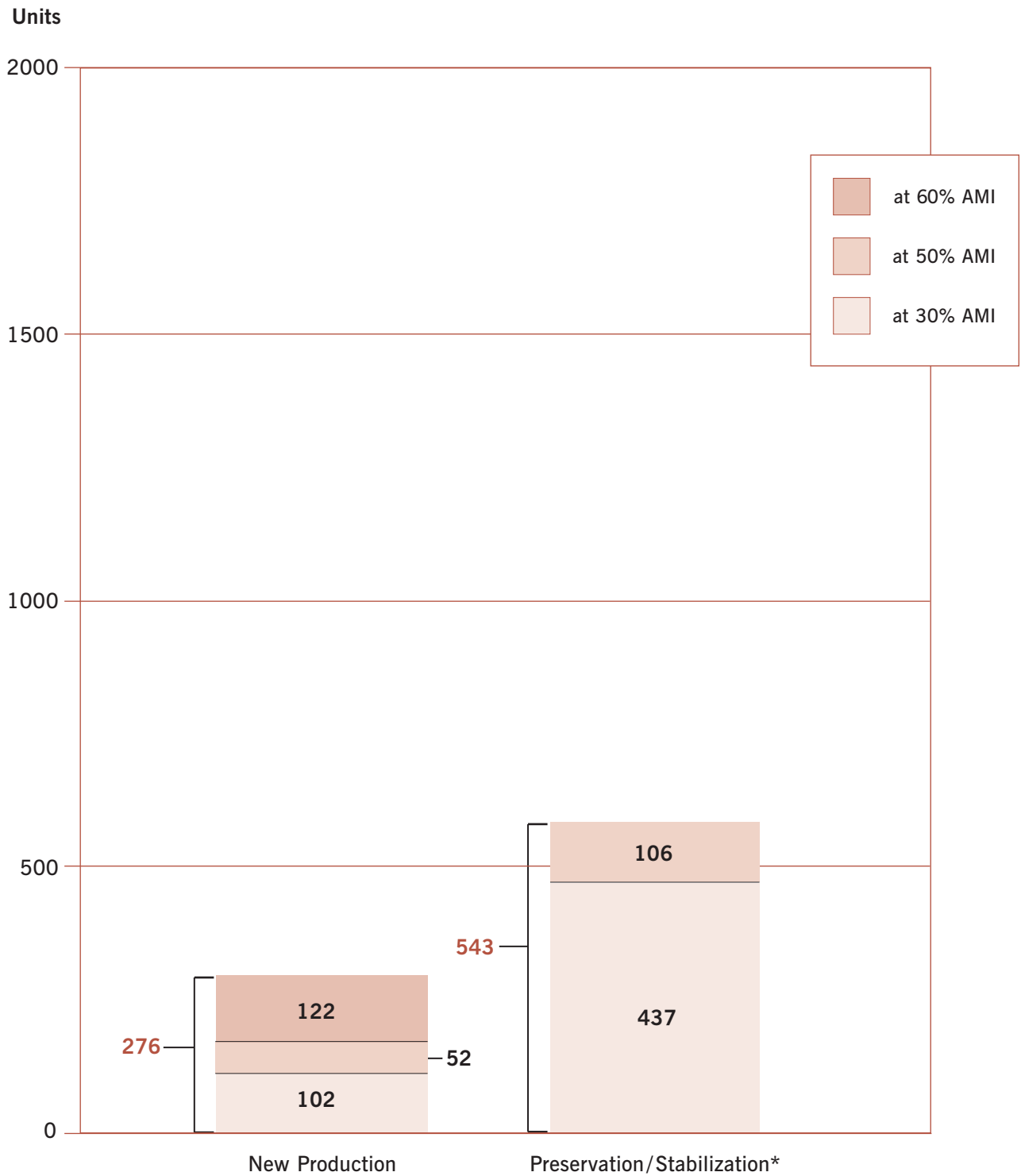
Affordable Units with Financing Closed: 2002–2004



* The need for preservation/stabilization of existing properties varies considerably from year to year. Factors that affect the timing of resources needed for this purpose include the age and condition of properties, the expiration date of use restrictions, etc.
 Updated July 2008—For most current Housing Counts information, please visit www.housinglink.org.

SUBURBAN METRO 2004

Affordable Units with Financing Closed: 2004



* The need for preservation/stabilization of existing properties varies considerably from year to year. Factors that affect the timing of resources needed for this purpose include the age and condition of properties, the expiration date of use restrictions, etc.
 Updated July 2008—For most current Housing Counts information, please visit www.housinglink.org.