

2009 HOUSING COUNTS



MINNEAPOLIS 2009

	Affordable Units with Financing Closed			
	@30% AMI	@50% AMI	@60% AMI	
New Production: Rental				
Alliance Addition	55	6		
Audubon Crossing.....	6	24		
Becklund Outreach, Inc. aka/Elliot House	3			
*Bii Di Gain Dash Anwebi Elder Housing	48			
Creekside Commons.....	6	24		
LSS Park Avenue Apartments.....	10			
New Production: Rental	128	54	0	182
New Production: Homeownership				
Artist Cluster Minnesota Housing MURL			1	
Single Family/City of Lakes Community Land Trust.....		5	4	
Single Family/Habitat for Humanity.....		2		
Van Cleve Multifamily scattered site/Habitat for Humanity.....		5		
New Production: Homeownership	0	12	5	17
Preservation/Stabilization: Rental				
Abbott View	21			
Bridge Center for Youth	18			
Buri Manor.....		38		
Exodus Hotel.....	93			
Fremont Flats.....	10			
Healing Spirit House	4			
Hope Block Stabilization.....	2	14		
Incarnation House.....	15			
*Little Earth (Phase V).....	40			
Olson Towne Homes	92			
Park Plaza Apartments.....	76	58		
PPL Southside Recapitalization	2	46		
Preservation/Stabilization of Existing Units: Rental	373	156	0	529
GRAND TOTAL	501	222	5	728
Demolitions in Minneapolis (includes affordable and market rate units)				239

* Senior housing

Updated August 2010—For most current Housing Counts information, please visit www.housinglink.org.

SAINT PAUL 2009

	Affordable Units with Financing Closed			
	@30% AMI	@50% AMI	@60% AMI	
New Production: Rental				
New Production: Rental	0	0	0	0
New Production: Homeownership				
Dale Street multifamily scattered site/Habitat for Humanity		7		
Single Family Purchase Rehab Program/Dayton's Bluff.....	2			
Single Family/Habitat for Humanity		2		
New Production: Homeownership	2	9	0	11
Preservation/Stabilization: Rental				
Grotto Place			6	
Hanover Townhomes.....		96		
Saint Philip's Gardens	41			
Preservation/Stabilization of Existing Units: Rental	41	96	6	143
GRAND TOTAL	43	105	6	154
Demolitions in Saint Paul (includes affordable and market rate units)				118

SUBURBAN METRO 2009

New Production: Rental

COUNTY	CITY	PROPERTY	Affordable Units with Financing Closed			
			@30% AMI	@50% AMI	@60% AMI	
Dakota	Eagan	Lincoln Place.....		24		
Dakota	Lakeville	Meadowlark Townhomes.....		25	15	
Hennepin	Bloomington	Penelope 35-2 Apartments	36			
Hennepin	Crystal	LWV Lodge III, LLC.....	9	3		
Ramsey	White Bear Lake	Hoffman Place.....		60		
New Production: Rental			45	112	15	172

New Production: Homeownership

Carver	Chaska	Single Family/Habitat for Humanity		1		
Hennepin	Brooklyn Park	Single Family/Habitat for Humanity		1		
Hennepin	Crystal	Single Family/Habitat for Humanity		1		
Hennepin	Eden Prairie	Single Family/Homes within Reach.....			2	
Hennepin	Edina	Single Family/Homes within Reach.....			2	
Hennepin	Minnetonka	Single Family/Homes within Reach.....		2	2	
Hennepin	Saint Louis Park	Single Family/Homes within Reach.....			2	
Ramsey	Ramsey	Ramsey multifamily scattered site/ Habitat for Humanity.....		12		
Ramsey	White Bear Lake	Single Family/Habitat for Humanity		1		
Scott	Savage	Single Family/Habitat for Humanity		1		
Washington	Oakdale	Red Oak Preserve multifamily scattered site/ Habitat for Humanity.....		10		
New Production: Homeownership			0	29	8	37

Preservation/Stabilization: Rental

COUNTY	CITY	PROPERTY				
Dakota	Burnsville	Chancellor Manor.....		186	14	
*Dakota	South Saint Paul	John Carroll Apartments	165			
Hennepin	Brooklyn Center	Ewing Square Townhomes		10	12	
Ramsey	Maplewood	Maple Pond Homes			168	
*Ramsey	Roseville	Roseville Seniors			127	
Hennepin	Prior Lake	Prior Manor.....	40			
Washington	Saint Paul Park	Washington County scattered site	56			
Preservation/Stabilization of Existing Units: Rental			261	196	321	778
GRAND TOTAL			306	337	344	987

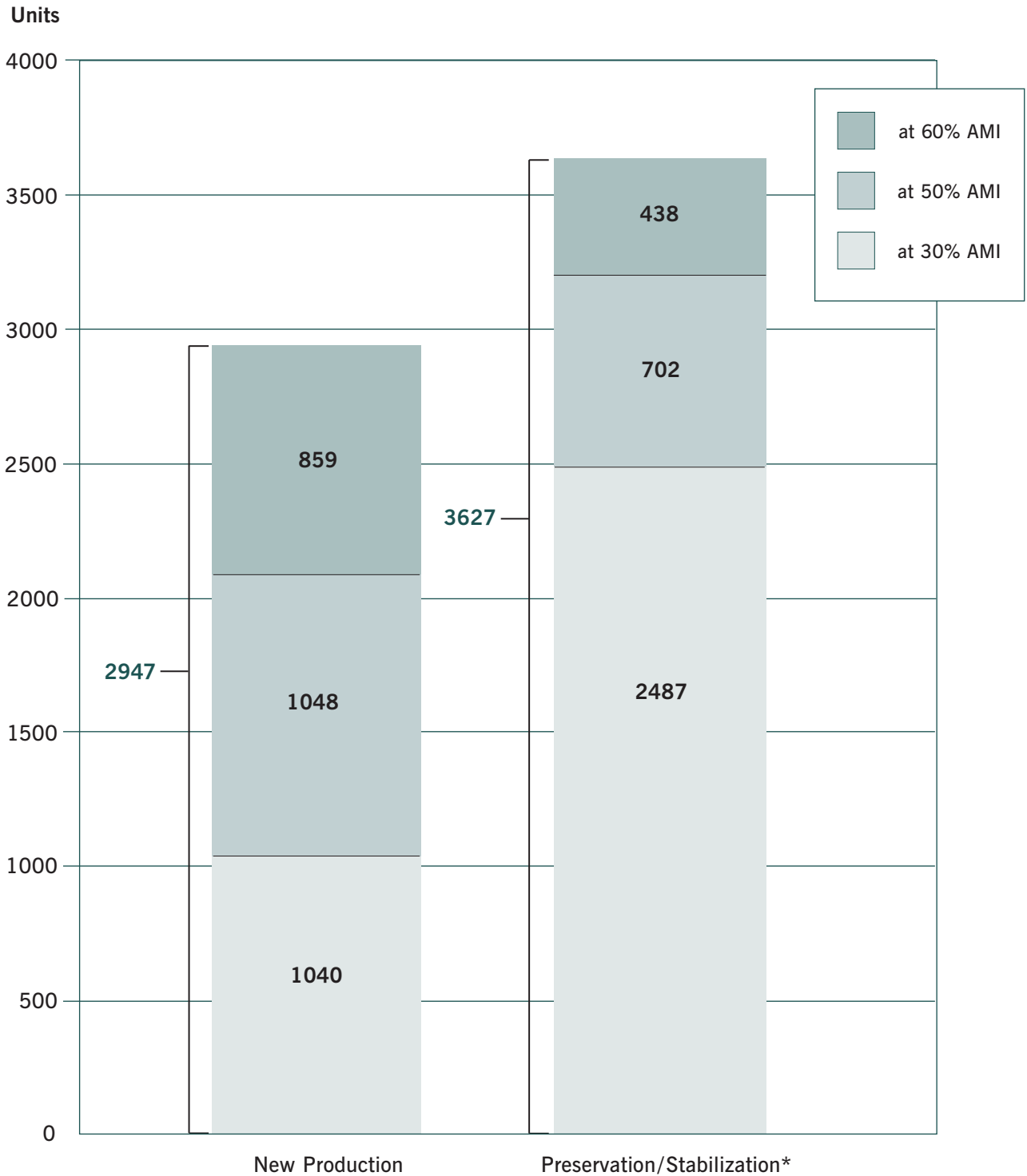
Conversions to market rate				None reported
---	--	--	--	----------------------

* Senior housing

Updated August 2010—For most current Housing Counts information, please visit www.housinglink.org.

MINNEAPOLIS 2002–2009

Affordable Units with Financing Closed: 2002–2009

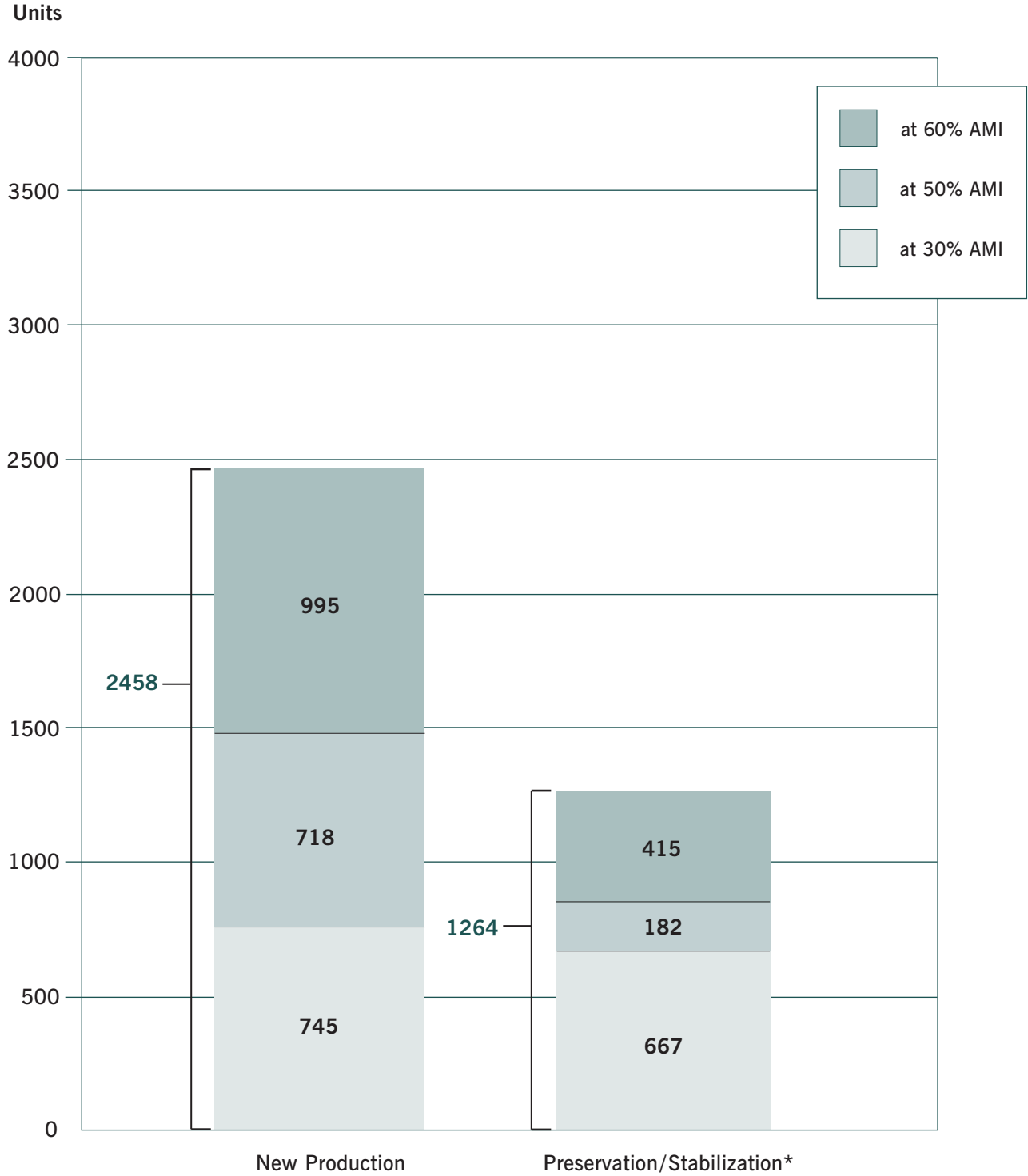


* The need for preservation/stabilization of existing properties varies considerably from year to year. Factors that affect the timing of resources needed for this purpose include the age and condition of properties, the expiration date of use restrictions, etc.

Note: 2009 Housing Counts graphs updated August 2011. New production totals for graphs in the originally published 2009 Housing Counts (August 2010) did not include homeownership units. Those units have been added into this updated version in order to reflect a complete total. For most current Housing Counts information, please visit www.housinglink.org.

SAINT PAUL 2002–2009

Affordable Units with Financing Closed: 2002–2009

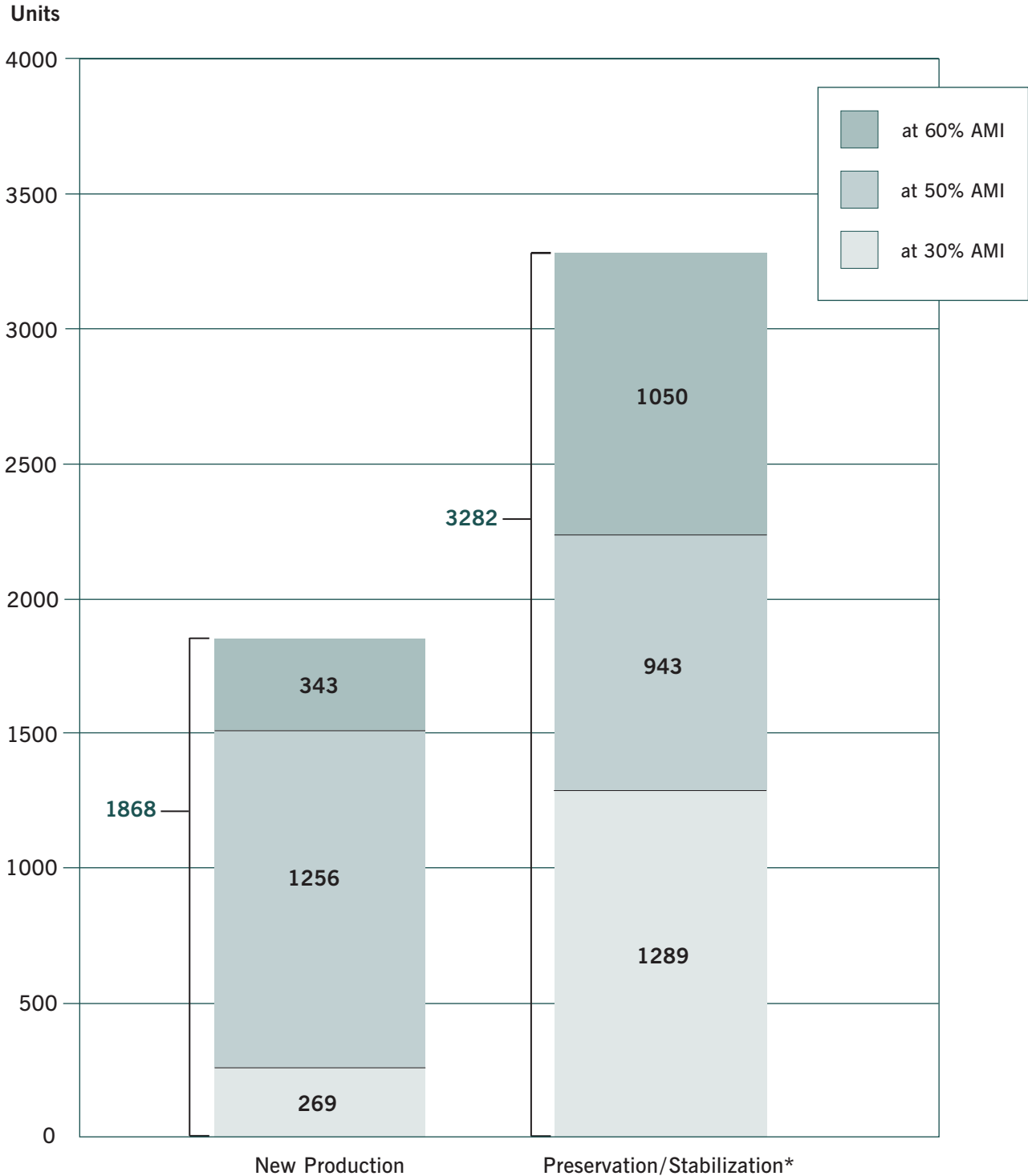


* The need for preservation/stabilization of existing properties varies considerably from year to year. Factors that affect the timing of resources needed for this purpose include the age and condition of properties, the expiration date of use restrictions, etc.

Note: 2009 Housing Counts graphs updated August 2011. New production totals for graphs in the originally published 2009 Housing Counts (August 2010) did not include homeownership units. Those units have been added into this updated version in order to reflect a complete total. For most current Housing Counts information, please visit www.housinglink.org.

SUBURBAN METRO 2004-2009

Affordable Units with Financing Closed: 2004-2009



* The need for preservation/stabilization of existing properties varies considerably from year to year. Factors that affect the timing of resources needed for this purpose include the age and condition of properties, the expiration date of use restrictions, etc.
Note: 2009 Housing Counts graphs updated August 2011. New production totals for graphs in the originally published 2009 Housing Counts (August 2010) did not include homeownership units. Those units have been added into this updated version in order to reflect a complete total. For most current Housing Counts information, please visit www.housinglink.org.