

Minneapolis Rental Housing Brief

April 2026



Housing**Link** 

Rents

Median Rents¹

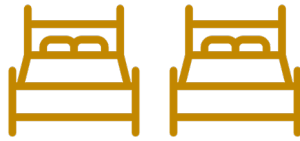
ONE BEDROOM



April 2026 \$1,100
April 2025 \$1,101

0%
No Change
YOY

TWO BEDROOM



April 2026 \$1,500
April 2025 \$1,525

-2%
Decrease
YOY

THREE BEDROOM



April 2026 \$1,938
April 2025 \$1,875

+3%
Increase
YOY

Income Required to Rent a Home in April 2026



Figures are based on the common property screening requirement that an applicant must earn 2.5 times the rent in income.

ONE BEDROOM

\$2,750

TWO BEDROOM

\$3,750

THREE BEDROOM

\$4,845

Vacancy Distribution by Building Type²



APARTMENT

April 2026 73%
April 2025 76%



SINGLE FAMILY HOME

April 2026 11%
April 2025 9%



OTHER
(Condo, Duplex, Townhome)

April 2026 16%
April 2025 15%

¹ To learn more about HousingLink rent data, [watch this video](#).

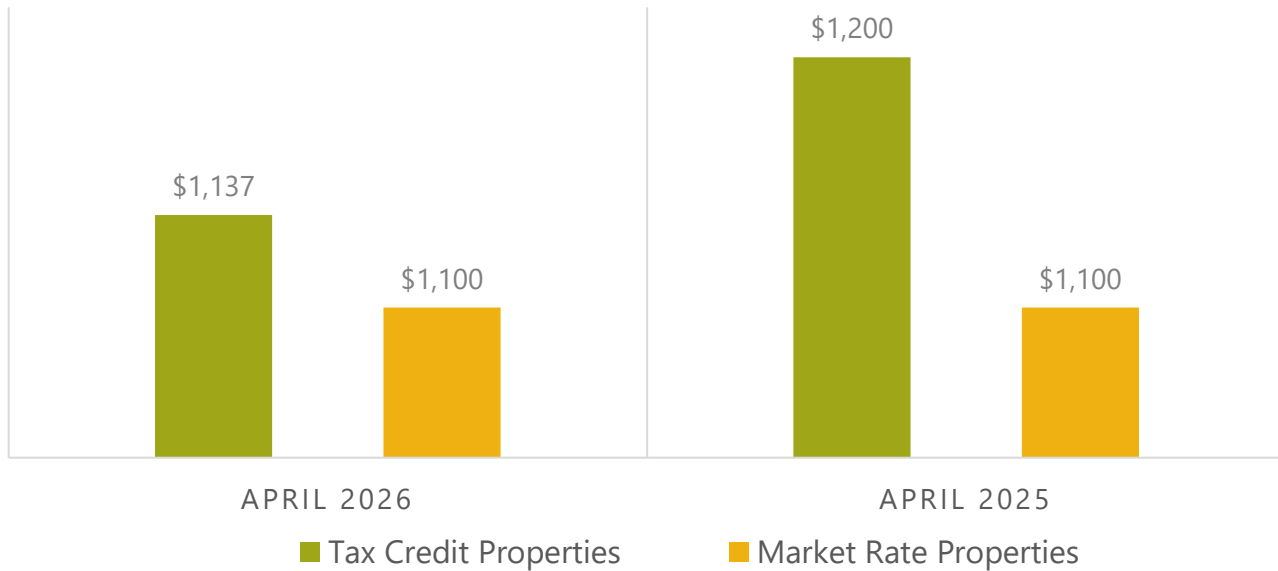
² Different than "vacancy rate," we are saying that OF the vacancy rate (around 5%), xx% of the vacancies are apartments, xx% are single family homes, and xx% are of another building type.

Source: HousingLink's *Rental Revue* data.



Rental Housing Affordability

Median One Bedroom Rents¹



Number of NOAH Rental Vacancies²

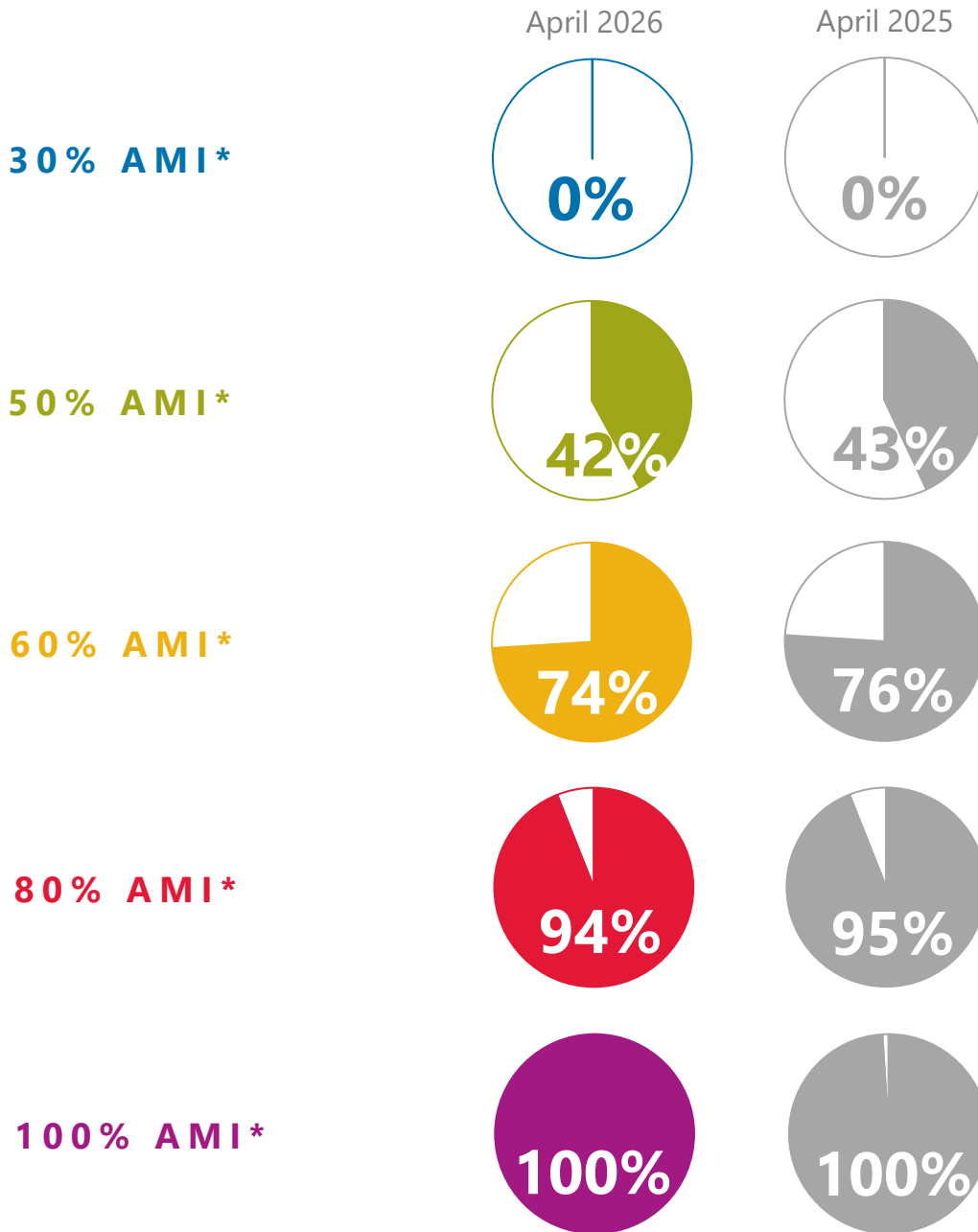


¹ Source: HousingLink's *Rental Revue* data.

² Ibid. For purposes of this report, we define "NOAH" private market housing that is affordable to 60% of Area Median Income, including likely utility costs, depending on number of bedrooms and building type. HousingLink follows widely-accepted basic practices for analyzing housing affordability, which involve comparing rents to area median incomes provided every year by HUD. It is important to remember that an overall standard of "affordability" is a broad brush and individual families looking for housing can only evaluate the notion of "affordable" relative to their own circumstances. To learn more about NOAH rental supply, [watch this video](#).

Rental Housing Affordability

% of Minneapolis Rental Vacancies Affordable by Income Level¹



¹ AMI (Area Median Income) is \$92,100 for an individual and \$131,500 for a family of four in the Twin Cities Metro (HUD, 2026). HousingLink follows widely-accepted basic practices for analyzing housing affordability, which involve comparing rents to area median incomes provided every year by HUD. It is important to remember that an overall standard of "affordability" is a broad brush and individual families looking for housing can only evaluate the notion of "affordable" relative to their own circumstances. To learn more about how HousingLink calculates affordability by area median income, [watch this video](#). Source: HousingLink's *Rental Revue* data.



Subsidized Housing in Minneapolis

MINNEAPOLIS

3

Housing Choice Vouchers forfeited in Q1 2026¹

This figure refers to vouchers families were unable to place in service. Traditionally, this has usually resulted from rent exceeding the Public Housing Authority's ability to adequately subsidize the voucher holder's portion of, or a property manager's unwillingness to participate in, the Section 8 Housing Choice Voucher program.

Another scenario resulting in forfeiture can involve Public Housing residents who ultimately make a choice to stay in their current unit. This is not uncommon, as the individuals may find that living with a voucher is more costly than living in a public housing unit.

Finally, some simply do not search for a unit because they have existing housing, they are not ready or willing to leave, or have circumstances otherwise preventing a housing search.

12

April 2026 Waiting List Openings²

↓ down from 25 last year.

112

April 2026 housing openings with one or more accessible features³

↑ up from 59 last year.

¹ Source: Minneapolis Public Housing Authority.

² Source: Waiting list openings advertised on HousingLink include Public Housing, Project Based Section 8, Tax Credit, and more.

³ Source: Advertised vacancies on HousingLink.org featuring one or more accessible features.



Rental Housing Stock

Licensed Rental Units – Q1 2026¹



117,500

Licensed units



+5% from previous year



2,333

"Tier 3" rental units



+2% from previous year²

23,267

Units in 1- and 2-Unit Licenses



+1% from previous year



1,600

Units of Short-Term Rental Stock
(-6% from previous year)



airbnb 1,400+
entire home rentals listed³

¹ Source: Analysis of City of Minneapolis Regulatory Services rental license data. Note: The City of Minneapolis uses a tiered rating system as part of their rental process. Tier 3 rentals are those which require excessive city services, are poorly maintained or managed, and may be at a higher risk for fire damage.

² Tier 3 rentals are typically on the most frequent inspection cycle (one-year); however, seemingly elevated levels of Tier 3 rentals in recent quarters are largely due to comparisons versus pandemic-era quarters, where there was more limited capacity for inspection.

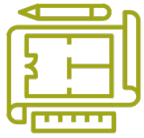
³ Based on analysis of three years of data from insideairbnb.com.



Apartment Sales & Development

Multifamily (5+) Units Permitted for New Construction¹

Q2 2025 to Q1 2026

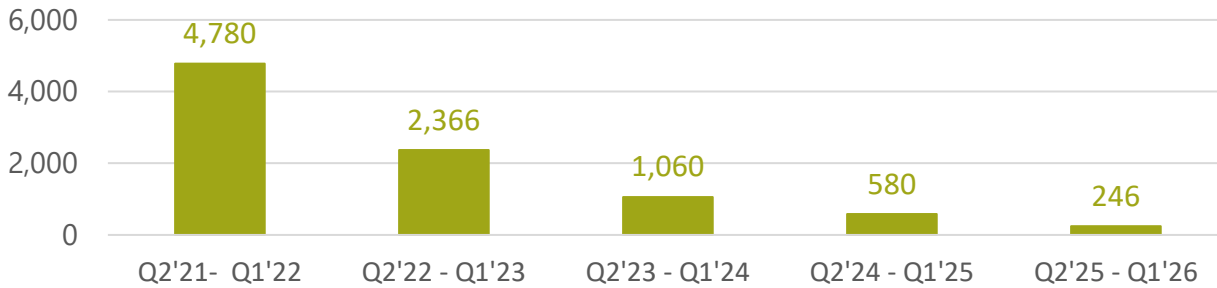


246
Units



-58% year over year

5-year view



Multifamily Apartment Sales²

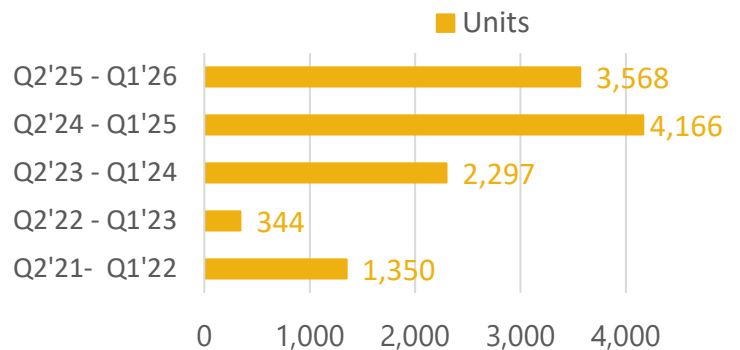
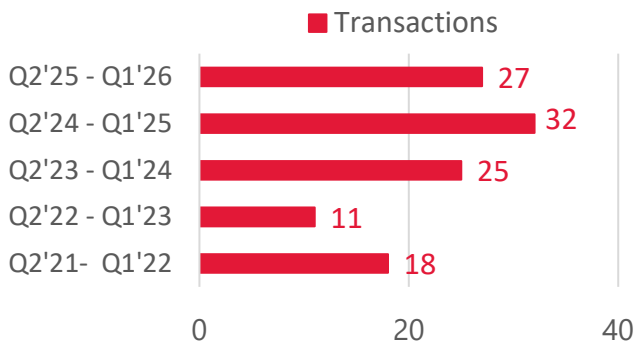
Q2 2025 to Q1 2026

27

Transactions

3,568

Units



¹ Source: City of Minneapolis Construction Code Services (CCS) dataset, available publicly at the [City of Minneapolis' Open Data Portal](#), where we identify new dwelling units permitted in residential structures of 5+ units.

² Source: This analysis, focusing primarily on larger multifamily apartment projects, is based on research conducted since 2011 exclusively on projects vetted or written about by *Finance & Commerce* publication for its *Twin Cities Apartment Sales Tracker*, available at [finance-commerce.com](#).

Not currently receiving this report?

[Join the email list](#)

Questions about the data?

Dan Hylton

Research Manager

dhylton@housinglink.org

Media inquiries:

Sue Speakman-Gomez

President

sgomez@housinglink.org


Want a report like this for your community?

Josh Dye

Marketing Manager

jdye@housinglink.org

Visit HousingLink.org for additional research, plus affordable rental housing openings and information.



HousingLink 