

# St. Paul Rental Housing Brief

January 2026



Housing**Link** 

# Rents

## Median Rents<sup>1</sup>


ONE BEDROOM



January 2026 \$1,100  
January 2025 \$1,092



TWO BEDROOM



January 2026 \$1,448  
January 2025 \$1,467



THREE BEDROOM



January 2026 \$1,900  
January 2025 \$1,876



## Income Required to Rent a Home in January 2026



Figures are based on the common property screening requirement that an applicant must earn 2.5 times the rent in income.

ONE BEDROOM

\$2,750

TWO BEDROOM

\$3,619

THREE BEDROOM

\$4,750

## Vacancy Distribution by Building Type<sup>2</sup>



APARTMENT

January 2026 73%  
January 2025 77%



SINGLE FAMILY HOME

January 2026 10%  
January 2025 9%



OTHER  
(Condo, Duplex, Townhome)

January 2026 17%  
January 2025 15%

<sup>1</sup> To learn more about HousingLink rent data, [watch this video](#).

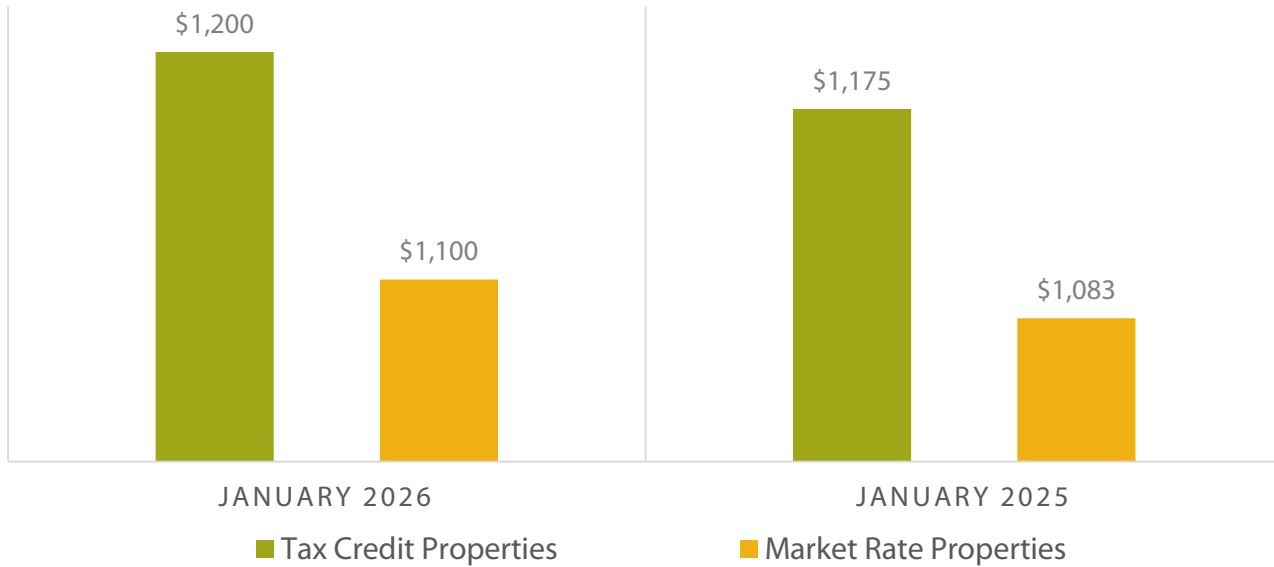
<sup>2</sup> Different than "vacancy rate," we are saying that OF the vacancy rate (around 4%), xx% of the vacancies are apartments, xx% are single family homes, and xx% are of another building type.

Source: HousingLink's *Market Rent Data*.




# Rental Housing Affordability

## Median One Bedroom Rents<sup>1</sup>



## Number of NOAH Rental Vacancies<sup>2</sup>



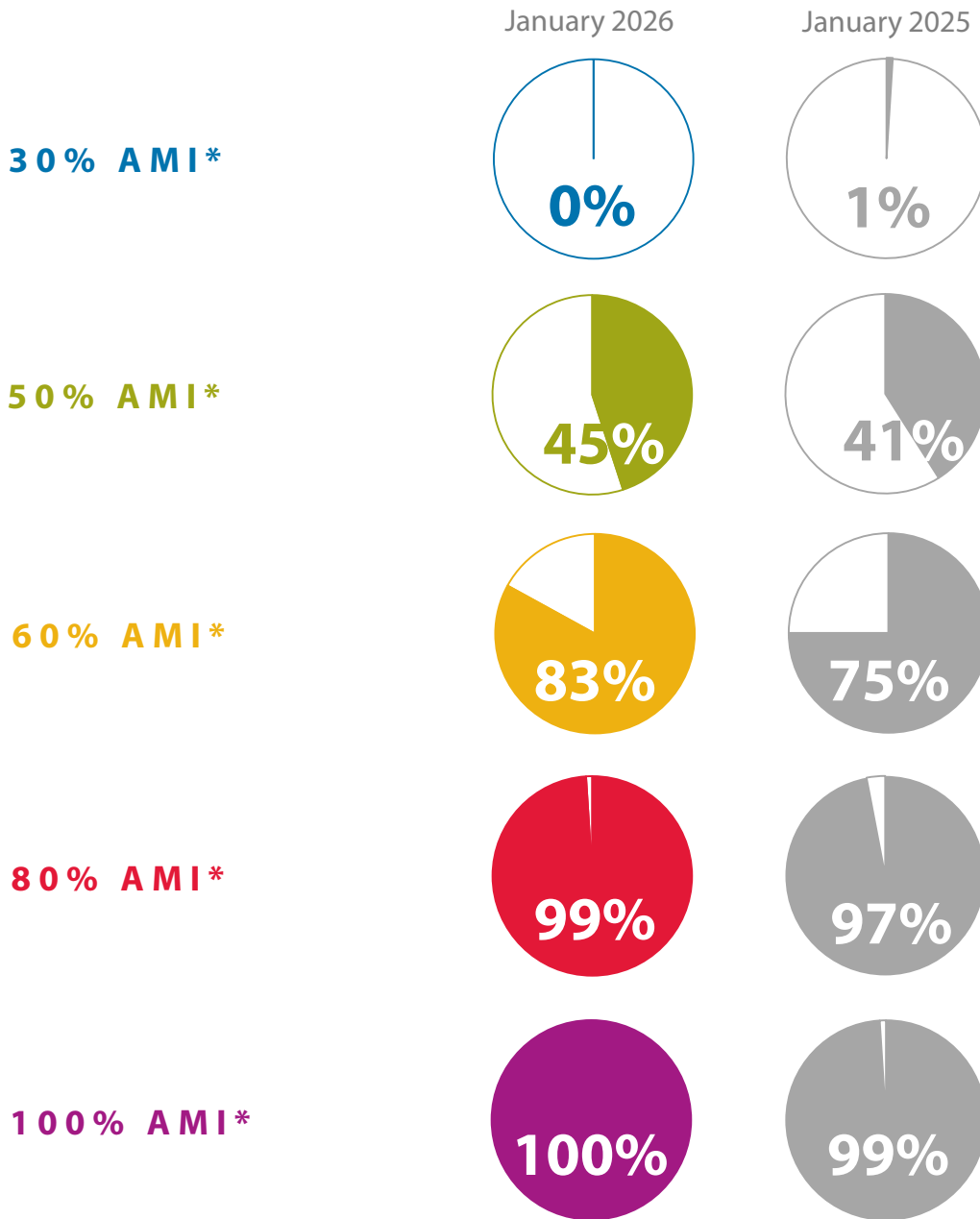
<sup>1</sup> Source: HousingLink's *Rental Revue* data.

<sup>2</sup> Ibid. For purposes of this report, we define "NOAH" private market housing that is affordable to 60% of Area Median Income, including likely utility costs, depending on number of bedrooms and building type. HousingLink follows widely-accepted basic practices for analyzing housing affordability, which involve comparing rents to area median incomes provided every year by HUD. It is important to remember that an overall standard of "affordability" is a broad brush and individual families looking for housing can only evaluate the notion of "affordable" relative to their own circumstances. To learn more about NOAH rental supply, [watch this video](#).



# Rental Housing Affordability

% of St. Paul Rental Vacancies Affordable by Income Level<sup>1</sup>






<sup>1</sup> AMI (Area Median Income) is \$92,700 for an individual and \$132,400 for a family of four in the Twin Cities Metro (HUD, 2025). HousingLink follows widely-accepted basic practices for analyzing housing affordability, which involve comparing rents to area median incomes provided every year by HUD. It is important to remember that an overall standard of "affordability" is a broad brush and individual families looking for housing can only evaluate the notion of "affordable" relative to their own circumstances. To learn more about how HousingLink calculates affordability by area median income, [watch this video](#).

Source: HousingLink's *Rental Revue* data.

# Subsidized Housing in St. Paul

## January 2026 Vacancies Willing to Accept a Section 8 Housing Choice Voucher<sup>1</sup>

	January 2026	January 2025
ONE BEDROOM 	99	125
TWO BEDROOM 	105	83
THREE BEDROOM 	55	38

**17** January 2026 Waiting List Openings<sup>2</sup>  
 ↑ up from 10 last year.

**77** January 2026 housing openings with one or more accessible features<sup>3</sup>  
 ↑ up from 68 last year.

<sup>1</sup> Source: HousingLink's *Market Rent Data*.

<sup>2</sup> Source: Waiting list openings advertised on HousingLink include Public Housing, Project Based Section 8, Tax Credit, and more.

<sup>3</sup> Source: Advertised vacancies on HousingLink.org featuring one or more accessible features.



# Rental Housing Stock

## Rental Unit Inspections – Q2 2025<sup>1</sup>



70,720

Certified units with a grade



no change  
from last year



2,309


Units in Class C and D properties



-2%  
from last year

12,543

Units in 1 and 2 Unit properties



no change  
from last year



airbnb

450+

entire home rentals listed<sup>3</sup>

<sup>1</sup> Due to the impacts around recovery from a recent city cyber intrusion, we are currently unable to get current data from the City of Saint Paul, but will bring this measure current once data is available. For data through Q2 2025, source: analysis of City of St. Paul Department of Safety and Inspections Fire Certificate of Occupancy data. Note: The City of St. Paul requires inspections of non-owner-occupied housing units on a regular basis. Class C and Class D properties are those that are least compliant with all state and local safety codes, triggering re-inspection every two years (Class C) or one year (Class D). Reported units only include those which receive a Fire Certificate of Occupancy grade, a practice which is only required for single family homes and duplexes that are not owner-occupied, and for rental properties of three or more units, and excludes units that mix residential with other uses.

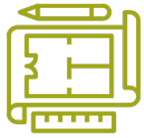
<sup>2</sup> Based on analysis of three years of data from [insideairbnb.com](https://insideairbnb.com).



# Apartment Sales & Development

## Multifamily (5+) Units Permitted for New Construction<sup>1</sup>

Q3 2024 to Q2 2025

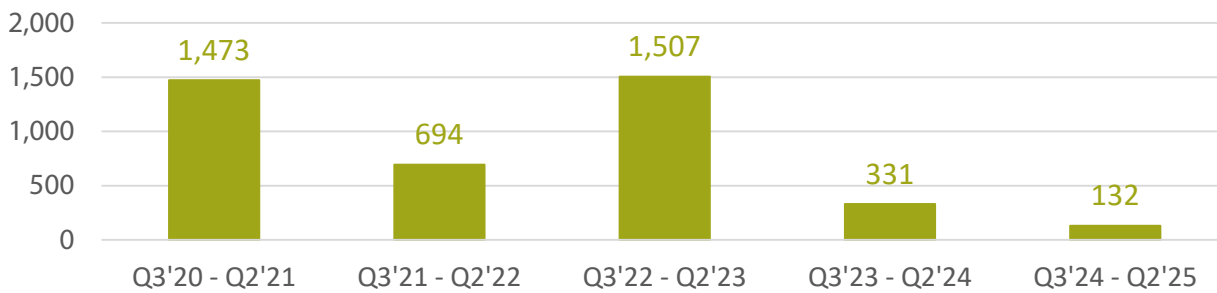


**132**  
Units



-60% year over year

5-year view



## Multifamily Apartment Sales<sup>2</sup>

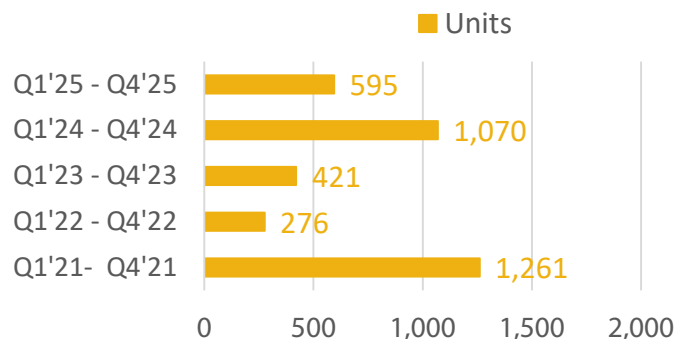
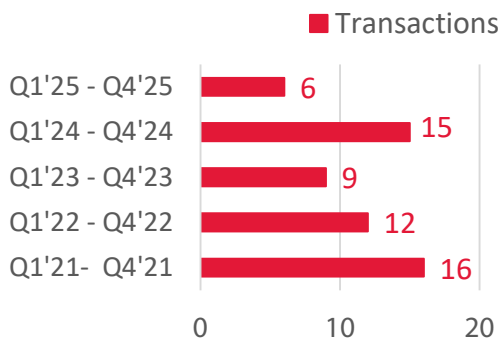
Q1 2025 to Q4 2025<sup>3</sup>

**9**

Transactions

**713**

Units



<sup>1</sup> Due to the impacts around recovery from a recent city cyber intrusion, we are currently unable to get current data from the City of Saint Paul, but will bring this measure current once data is available. For data through Q2 2025, source: City of St Paul Building Permits dataset, available publicly at the [City of St Paul's Open Data Portal](#), where we identify new dwelling units permitted in residential structures of 5+ units. This more locally-sourced data offers totals close to, but not identical to our previous data source of HUD's [SOCDS Building Permits Database](#).

<sup>2</sup> Source: This analysis, focusing primarily on larger multifamily apartment projects, is based on research conducted since 2011 exclusively on projects vetted or written about by *Finance & Commerce* publication for its Twin Cities *Apartment Sales Tracker*, available at [finance-commerce.com](#).



**Not currently receiving this report?**

[Join the email list](#)

**Questions about the data?**

Dan Hylton

Research Manager

[dhylton@housinglink.org](mailto:dhylton@housinglink.org)

**Media inquiries:**

Sue Speakman-Gomez

President

[sgomez@housinglink.org](mailto:sgomez@housinglink.org)

**Want a report like this for your community?**

Josh Dye

Marketing Manager

[jdye@housinglink.org](mailto:jdye@housinglink.org)

Visit [HousingLink.org](http://HousingLink.org) for additional research, plus affordable rental housing openings and information.



Housing**Link** 